

Rendering is for illustrative purposes only. Design, inclusions, and finishes pictured are not guaranteed, may incur additional costs, and may change at any time.



MEADOW GLADES

UPDATED FINISHES

as of July, 2024





THROUGHOUT CABIN

FLOOR

(INCLUDING FOYER)

for Warm and Cool Scheme
Flair Collection
Color: 'Sailing Stone'
Character Brushed White Oak



CABINET PROFILE


(PROFILE ONLY | COLOR OPTIONS TO RIGHT)



PAINT


WARM/BEIGE SCHEME:

Throughout cabin
Benjamin Moore
'Fog Mist #OC-31' (Eggshell Finish)



Cool/Grey Scheme:

Throughout cabin
Benjamin Moore
'Pale Oak #OC-20' (Eggshell Finish)



CABINET FINISH OPTIONS

WARM/BEIGE SCHEME:

Quartersawn Oak 'Cappucino'




COOL/GREY SCHEME:

Quartersawn Oak 'Dockside'



THROUGHOUT CABIN





KITCHEN & DINING

COUNTERTOPS

FOR WARM AND COOL SCHEME

Quartz
Calacutta 'Lavassa'



BACKSPLASH

FOR WARM AND COOL SCHEME

Celine 2 x 6 'Taupe'



DINING ROOM PENDANT

FOR WARM AND COOL SCHEME

Tilman Chandelier 40"D



KITCHEN PENDANT

FOR WARM AND COOL SCHEME

Grace Chandelier 48"D



KITCHEN FAUCET

FOR WARM AND COOL SCHEME

Brizo Faucet with Pull Out Spout
Finish: Satin Nickel



KITCHEN SINK

FOR WARM AND COOL SCHEME

Signature Hardware
Stainless Steel



HOOD

FOR WARM AND COOL SCHEME

GE: Monogram
Stainless Steel



KITCHEN DINING



KITCHEN FAUCET

FOR WARM AND COOL SCHEME

Brizo Faucet with Pull Out Spout
Finish: Satin Nickel



KITCHEN SINK

FOR WARM AND COOL SCHEME

Signature Hardware
Stainless Steel



HOOD

FOR WARM AND COOL SCHEME

GE: Monogram
Stainless Steel





LIVING & SLEEPING

SECOND FLOOR PENDANT - LOFT

FOR WARM AND COOL SCHEME:

LIGHT FIXTURE FOR WOOD CEILING

Aspen Large Hanging Shade 30"D



LIGHT FIXTURE FOR DRYWALL CEILING


Grace Chandelier 36"D



SECOND FLOOR PENDANT - BED

WARM/BEIGE SCHEME:

Aspen Medium Hanging Shade 20"D



BEDROOM CARPET

WARM/BEIGE SCHEME:

Tuftex Purrfection - 'Champagne'



COOL/GREY SCHEME:

Tuftex Purrfection - 'Flagstone'






**BATHROOMS &
LAUNDRY**

PRIMARY BATH FLOOR

WARM/BEIGE SCHEME:

Tessuto
'Sabbia' 12 x 24



PRIMARY SHOWER FLOOR MOSAIC

WARM/BEIGE SCHEME:


Tessuto
'Sabbia' Mosaic



PRIMARY BATH WALL TILE

WARM/BEIGE SCHEME:


Color Wheel
'Matte Urban Putty' 6 x 18



PRIMARY BATH FLOOR

COOL/GREY SCHEME:

Tessuto
'Grigio' 12 x 24



PRIMARY SHOWER FLOOR MOSAIC

COOL/GREY SCHEME:


Tessuto
'Grigio' Mosaic



PRIMARY BATH WALL TILE

COOL/GREY SCHEME:

Color Wheel
'Matte Desert Grey' 6x18



BATH & SHOWER FAUCETS

FOR BOTH BATHROOMS

WARM AND COOL SCHEME:

Brizo

Satin Nickel Finish



PRIMARY BATH TUB

FOR WARM AND COOL SCHEME:

MTI 66" Freestanding Tub



SECONDARY BATH TUB

FOR WARM AND COOL SCHEME:


Kohler



PRIMARY BATH SCONCES

FOR WARM AND COOL SCHEME:


Presidio Petite Double Sconce



SECONDARY BATH LIGHT

FOR WARM AND COOL SCHEME:


Vaughn Vanity Light



SECONDARY BATH/ LAUNDRY TILE FLOOR

WARM/BEIGE SCHEME:

Feel
'Ivory' 12 x 24



SECONDARY BATH/ LAUNDRY TILE FLOOR

COOL/GREY SCHEME:


Feel
'Ivory' 12 x 24



SECONDARY BATH WALL TILE

FOR WARM AND COOL SCHEME:

Color Wheel
'Matte Arctic White' 4 x 12





Please contact David Taylor at 970.363.7562
or email dtaylor@meadowglades.com to discuss
the purchase of your new Meadowglades home.

